



US00D677795S

(12) **United States Design Patent**
Blette et al.

(10) **Patent No.:** **US D677,795 S**
(45) **Date of Patent:** **** Mar. 12, 2013**

(54) **DERMAL TATTOO COVERING**

D578,309 S 10/2008 Johnston et al.
(Continued)

(75) Inventors: **Russell Blette**, Hastings, MN (US);
Donna Dearinger, San Jose, CA (US);
Patrick F. McClernon, White Bear
Lake, MN (US)

OTHER PUBLICATIONS

The Restriction Requirement for U.S. Appl. No. 29/336,688 mailed
on Jan. 27, 2011 (7 pages).

(73) Assignee: **Tatuyou, LLC**, Hastings, MN (US)

Primary Examiner — T. Chase Nelson
Assistant Examiner — Michelle E Wilson

(**) **Term:** **14 Years**

(74) *Attorney, Agent, or Firm* — DuFault Law Firm, P.C.;
Dustin R. DuFault

(21) Appl. No.: **29/398,618**

(22) Filed: **Aug. 2, 2011**

Related U.S. Application Data

(62) Division of application No. 29/336,688, filed on May
7, 2009, now Pat. No. Des. 642,692.

(51) **LOC (9) Cl.** **24-04**

(52) **U.S. Cl.** **D24/189**

(58) **Field of Classification Search** D24/189;
427/2.31; 428/42.2, 43, 57, 121, 156, 171,
428/187, 338, 904.4, 906; 602/41-43, 47,
602/48, 52, 54, 57, 59
See application file for complete search history.

(57) **CLAIM**

The ornamental design for a dermal tattoo covering, as shown
and described.

DESCRIPTION

FIG. 1 is a perspective view of a dermal tattoo covering
employed to cover a tattoo newly created on a customer's
arm;

FIG. 2 is a top side view of the dermal tattoo covering illus-
trating an s-curve two-piece split liner of the new design;

FIG. 3 is a bottom side view of the dermal tattoo covering
illustrating an adhesive layer side of the new design;

FIG. 4 is a right side view of the dermal tattoo covering, where
a left side view is a mirror image of the right side view;

FIG. 5 is an enlarged, partial view of the right side view of the
dermal tattoo covering illustrating a film disposed between
the adhesive layer side and the two-piece split liner;

FIG. 6 is a back side view of the dermal tattoo covering;

FIG. 7 is a front side view of the dermal tattoo covering; and,

FIG. 8 is a top side view of a dermal tattoo covering illus-
trating an S-curve two-piece split liner.

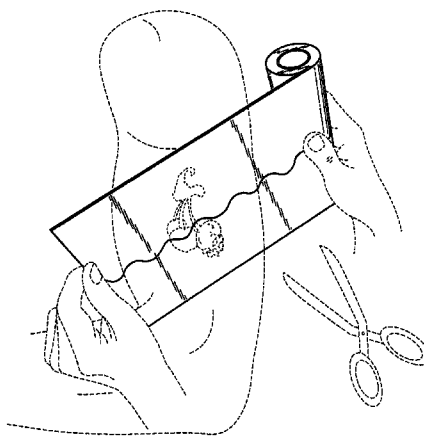
In FIG. 1, the broken lines illustrating the tattoo on the cus-
tomer's arm and a scissors positioned to cut a portion of the
dermal tattoo covering to a selected length are for illustrative
purposes only and form no part of the claimed design.

(56) **References Cited**

U.S. PATENT DOCUMENTS

1,730,114 A	10/1929	Brightman	
4,095,595 A	6/1978	Stanford	
4,457,964 A *	7/1984	Kaminstein	428/43
D309,158 S *	7/1990	Shattan	D19/89
5,431,622 A	7/1995	Pyrozyk et al.	
5,480,377 A	1/1996	Cartmell et al.	
5,484,639 A *	1/1996	Woodall et al.	428/95
5,496,605 A	3/1996	Augst et al.	
5,616,387 A	4/1997	Augst et al.	
D380,092 S	6/1997	Denton et al.	
5,843,011 A	12/1998	Lucas	
D421,527 S	3/2000	Barnholtz et al.	
D421,528 S	3/2000	Shakora	
6,213,343 B1	4/2001	Damikolas	
D448,935 S	10/2001	Barnholtz et al.	
6,362,388 B1	3/2002	Lucas	
D481,248 S	10/2003	Maxwell	
D571,859 S	6/2008	Harmston	

1 Claim, 4 Drawing Sheets



US D677,795 S

Page 2

U.S. PATENT DOCUMENTS

D596,409	S	7/2009	Santisteban							
D607,212	S	1/2010	Lian							
D612,504	S	* 3/2010	Ha et al.	D24/189					
D618,919	S	7/2010	Catalfamo et al.							
D625,408	S	* 10/2010	Cerbelli et al.	D24/124					
D629,910	S	* 12/2010	Ha et al.	D24/189					
D629,911	S	* 12/2010	Ha et al.	D24/189					
D642,692	S	* 8/2011	Blette et al.	D24/189					
8,084,665	B2	* 12/2011	Liedtke et al.	602/58					
						2003/0096074	A1	*	5/2003 Kim	428/40.1
						2003/0154569	A1	*	8/2003 McKay	15/104.002
						2005/0026759	A1	*	2/2005 McKay et al.	492/56
						2005/0050661	A1	*	3/2005 McKay et al.	15/104.002
						2005/0221043	A1	*	10/2005 Williamson	428/40.1
						2006/0040080	A1	*	2/2006 Wada et al.	428/40.1
						2007/0156075	A1		7/2007 Heinecke	
						2008/0287852	A1		11/2008 Evans	

* cited by examiner

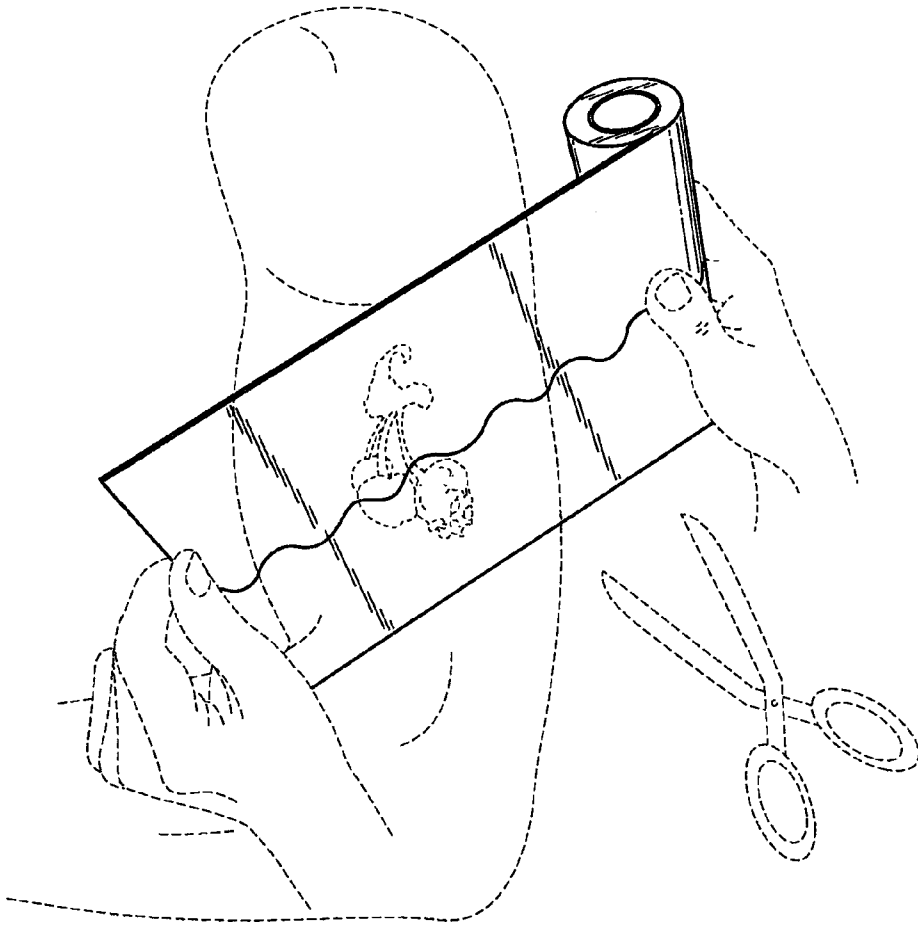


Fig. 1

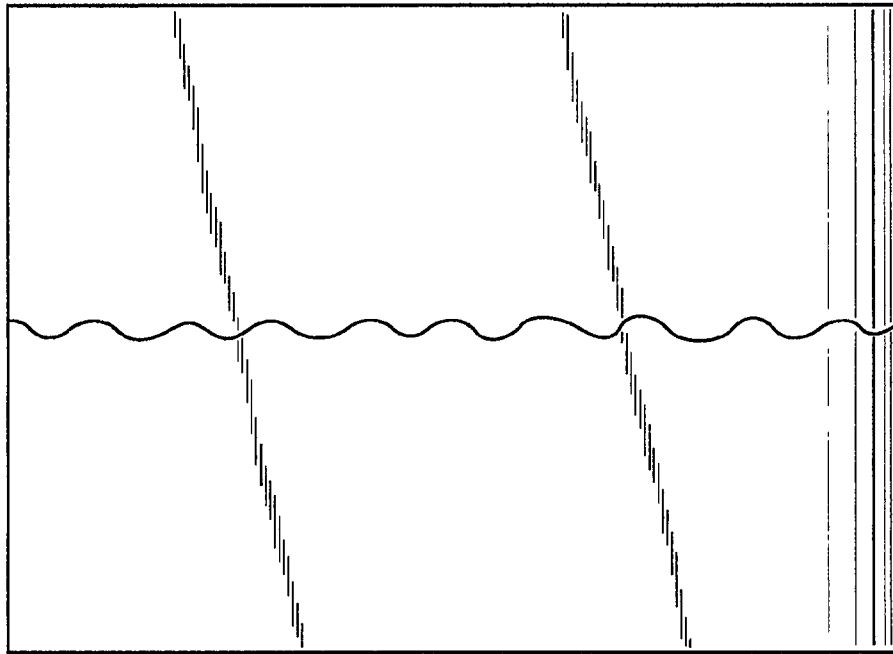


Fig. 2

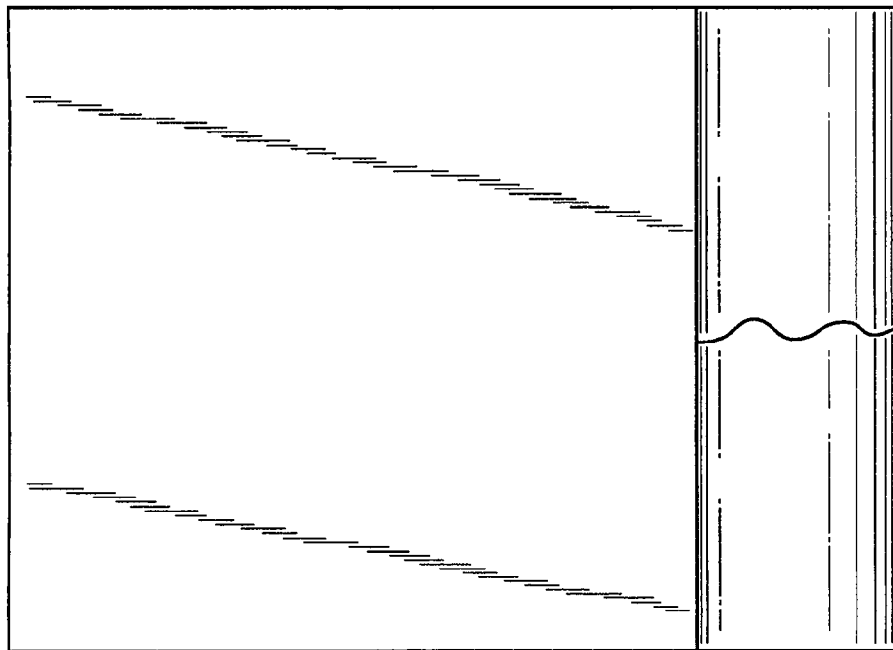


Fig. 3

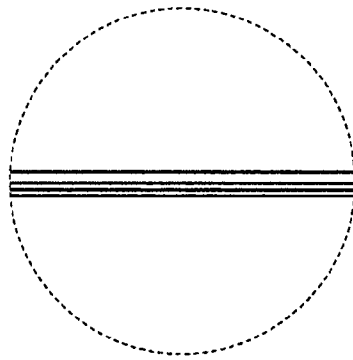
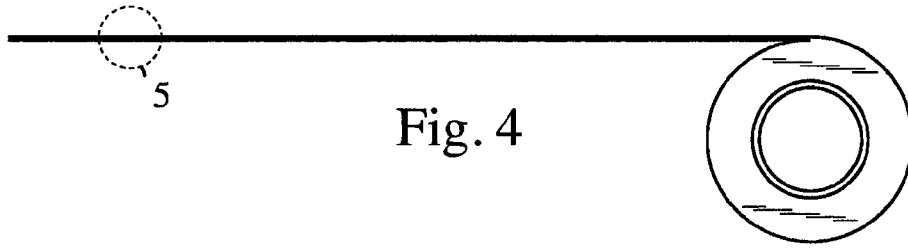


Fig. 5




Fig. 6

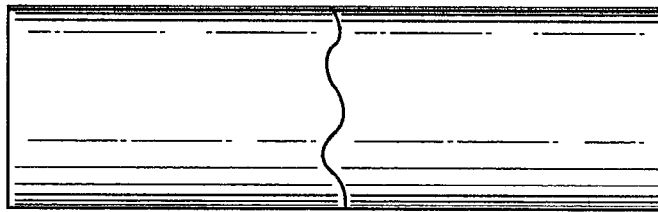


Fig. 7

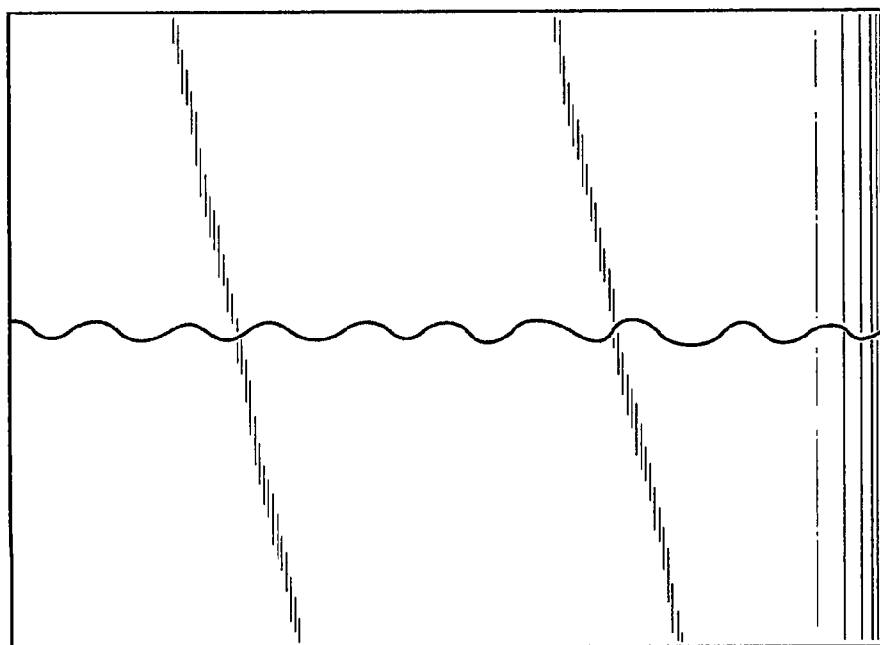


Fig. 8